

WWW.PEARLKITES.COM

MADE IN THE USA



Pearl Kites are engineered to perform in wind velocities of 5-25 MPH and are built from the highest quality products -

- Handcrafted one at a time.
- 100% Polyester
- Centerpieces made using high aviation standards.
- Spars are constructed from high quality carbon and composite fiber.
- Give angler provides for faster stabilization, better spread, separation and durability.

Pearl Kites • (772) 204-4091 • 500 Ruffians Way • Sebring, FL 33875

KITE ASSEMBLY

1. Unfold Kite onto clean surface and separate the flight lift control bridle from the front bridle.
2. Install spars in centerpiece with alignment marks facing away from kite. Make sure spar is properly seated in centerpiece.
3. Attach kite corner tip sockets to spars.
4. Make sure flight lift control bridle is not entangled or wrapped around spars, tip or centerpiece.

Excessive roll in flight will occur if these conditions exist.

IMPORTANT

A thorough understanding of the assembly and bridle adjustments are necessary to achieve maximum performance.

Study figures 1, 2, 3 and 4 for a better understanding.

NOTE:

- Fly up - Move bridle slide up.
- Fly Down - Move bridle slide down.
- Extending bridle slide adjustment beyond reference marks may be needed to maximize kite performance.
- Bridle marks are recommended reference positions.
- Fine Height adjustments should be made with 1/8" movements.
- Kite will perform in extra heavy wind with conditions and limitations.
- Extreme pressure on kite may cause kite tow line to break.
- **Do not interchange kite spars from kite to kite.**
- If kite rolls excessively, refer back to assembly and launch instructions.
- Rinse kite with fresh water after each use, as salt water will affect flight characteristics.
- If kite is submerged, stop boat and retrieve kite gently.

The logo for PEARL is displayed in a large, bold, white sans-serif font inside a grey circular background. The word "PEARL" is centered within the circle. The background of the page features a faint, stylized illustration of a kite with its tail feathers and a circular element on the right side.

KITE ASSEMBLY

Top Back View

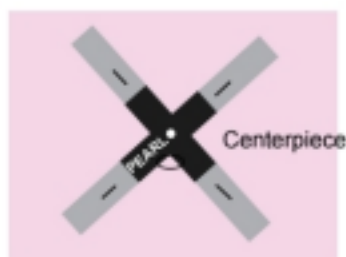


Fig. 1

Top Strut
Tip Socket

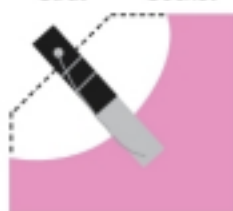


Fig. 2

Back Views

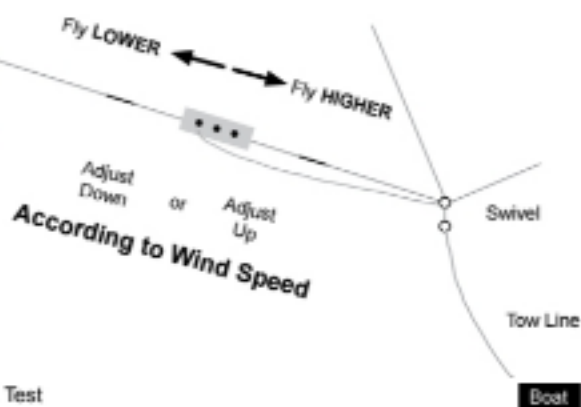


Fig. 3

Flight Lift Control Bridle



Fig. 4




Recommended Kite tow line

- A) Extra Light to Heavy 5 - 20 mph 50 lb. Test
- B) Extra Heavy 20 mph and up 80 lb. Test

BEFORE LAUNCHING KITE

1. Make sure flight lift control bridle is not entangled around centerpiece or spars.
2. Make sure front bridle is not entangled or wrapped around kite tip sockets.
3. All alignment marks are set, spar-fully seated in centerpiece and move freely.
4. Adjust flight lift control bridle as needed for wind conditions.
5. Be sure tow line is secured.



WARRANTY

ALL PEARL KITES ARE WARRANTED TO BE FREE FROM DEFECTS IN MATERIALS AND CRAFTSMANSHIP FOR ONE YEAR FROM THE DATE OF PURCHASE. WITHIN THIS PERIOD, PEARL KITES WILL AT ITS SOLE DISCRETION REPAIR OR REPLACE ANY KITE WHICH FAILS IN NORMAL USE AND WILL BE AT NO COST TO CUSTOMER, HOWEVER CUSTOMER MUST SHOW PROOF OF PURCHASE AND WILL BE RESPONSIBLE FOR ANY SHIPPING AND HANDLING CHARGES. THIS WARRANTY DOES NOT COVER FAILURES DUE TO ACCIDENTS, MISHANDLING, MISUSE, ABUSE, OR OWNERS MODIFICATIONS OR REPAIRS. PEARL KITES SHALL IN NO WAY BE LIABLE FOR ANY ACCIDENTAL OR INCIDENTAL DAMAGES RESULTING FROM THE USE, MISUSE, OR INABILITY TO USE THE PRODUCT. THE WARRANTIES AND REMEDIES CONTAINED HEREIN ARE EXCLUSIVE AND IN LIEU OF ALL OTHER WARRANTIES EXPRESSED OR IMPLIED OR STATUTORY, INCLUDING ANY LIABILITY ARISING UNDER ANY WARRANTY OR MERCHANTABILITY OR FITNESS FOR A PARTICULAR PURPOSE, STATUTORY OR OTHERWISE. THIS WARRANTY GIVES YOU SPECIFIC LEGAL RIGHTS, WHICH MAY VARY FROM STATE TO STATE. SOME STATES DO NOT ALLOW THE EXCLUSION OF INCIDENTAL OR CONSEQUENTIAL DAMAGES, SO THE ABOVE LIMITATIONS MAY NOT APPLY. PEARL KITES RETAINS EXCLUSIVE RIGHTS TO REPAIR THE PRODUCT AT ITS SOLE DISCRETION. SUCH REMEDY WILL BE YOUR SOLE AND EXCLUSIVE REMEDY FOR ANY BREACH OF WARRANTY.

Pearl Kites • (772) 204-4091 • 500 Ruffians Way • Sebring, FL 33875